

Preliminary

# DEEP BLUE 3.0


**Mono**

560W MBB Half-cell Module  
JAM72S30 525-560

Series

### Introduction

Assembled with 9BB PERC cells, the half-cell configuration of the modules offers the advantages of higher power output, better temperature-dependent performance, reduced shading effect on the energy generation, lower risk of hot spot, as well as enhanced tolerance for mechanical loading.



Higher output power



Lower LCOE



Less shading and lower resistive loss

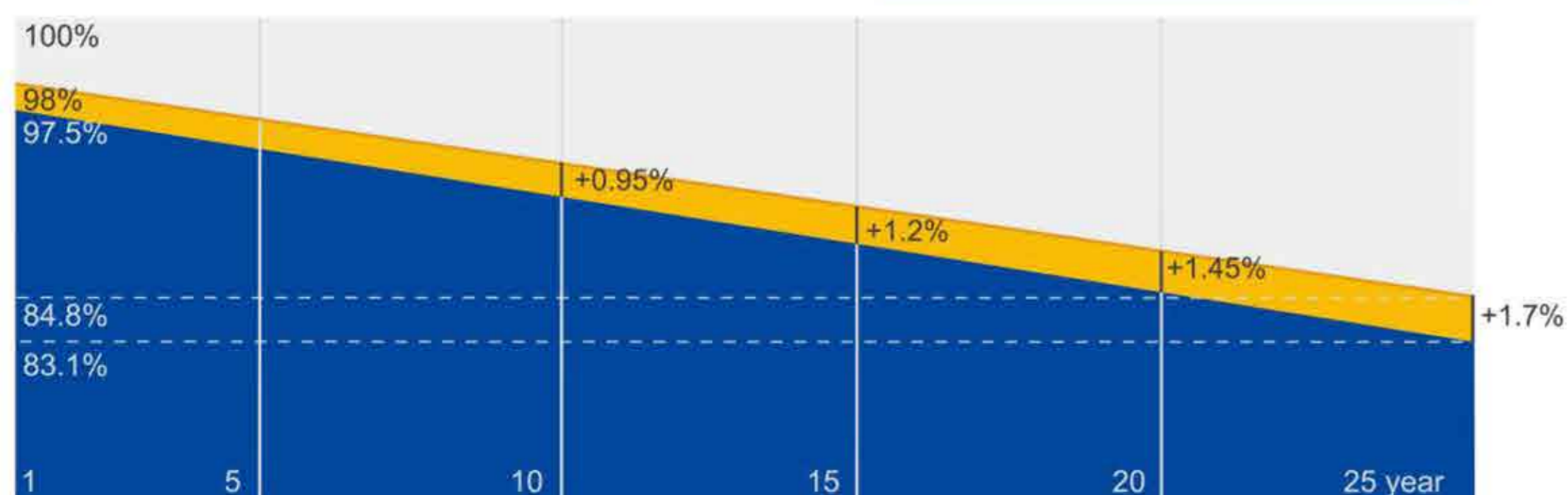


Better mechanical loading tolerance

### Superior Warranty

- 12-year product warranty
- 25-year linear power output warranty

0.55% Annual Degradation Over 25 years



■ New linear power warranty ■ Standard module linear power warranty

### Comprehensive Certificates

- IEC 61215, IEC 61730
- ISO 9001: 2015 Quality management systems
- ISO 14001: 2015 Environmental management systems
- ISO 45001: 2018 Occupational health and safety management systems

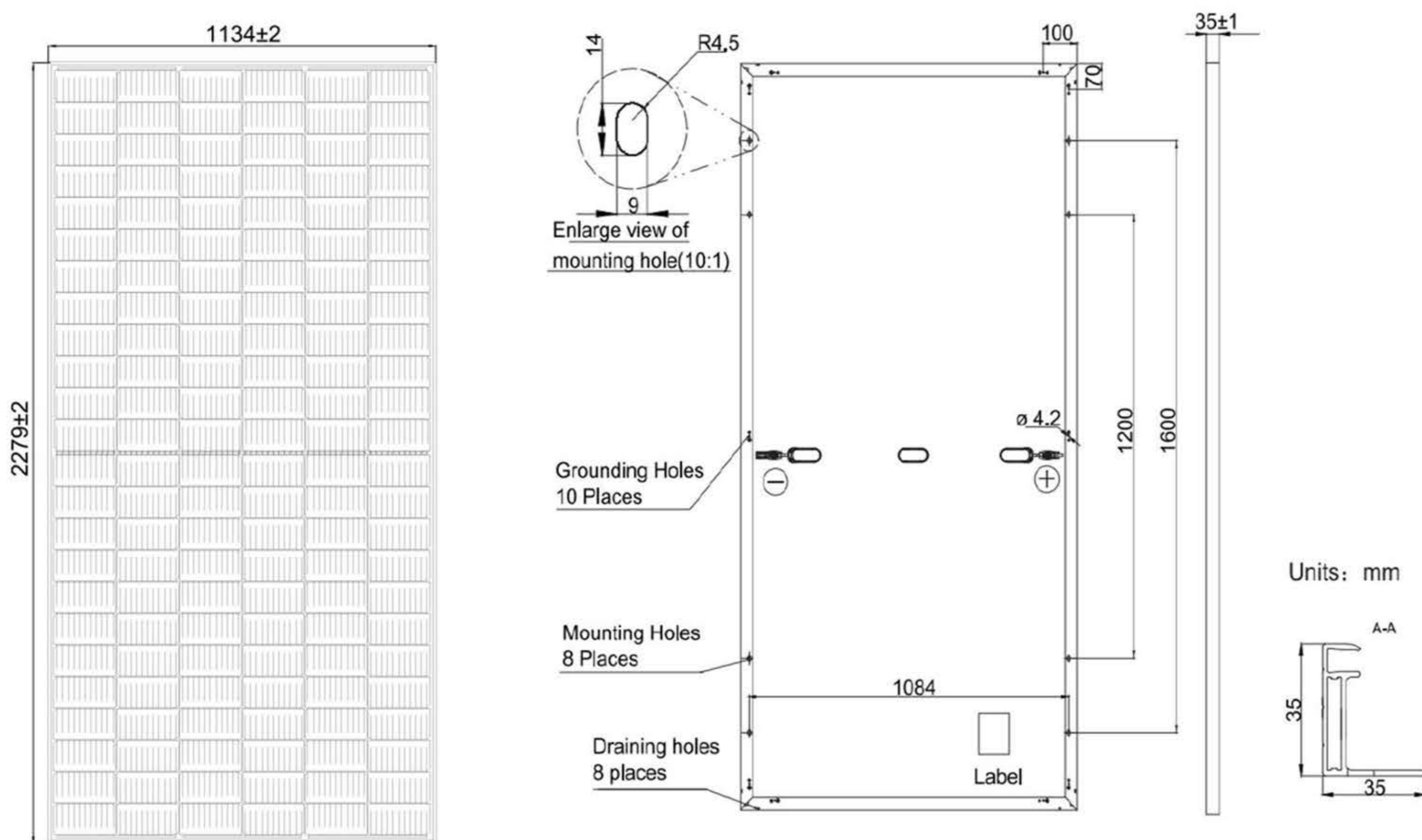


www.jingsun-energy.com  
Specifications subject to technical changes and tests.  
Jingsun Solar reserves the right of final interpretation.  
Anhui Jingsun New energy and Technology Co.,Ltd.





## MECHANICAL DIAGRAMS



Remark: customized frame color and cable length available upon request

## SPECIFICATIONS

Cell	Mono
Weight	28.6kg±3%
Dimensions	2279±2mm×1134±2mm×35±1mm
Cable Cross Section Size	4mm <sup>2</sup> (IEC) , 12 AWG(UL)
No. of cells	144(6×24)
Junction Box	IP68, 3 diodes
Connector	Genuine MC4 QC 4.10
Cable Length (Including Connector)	Portrait: 300mm(+)/400mm(-); Landscape: 1200mm(+)/1200mm(-)
Country of Manufacturer	China/Vietnam

## ELECTRICAL PARAMETERS AT STC

TYPE	JAM72S30 -525	JAM72S30 -530	JAM72S30 -535	JAM72S30 -540	JAM72S30 -545	JAM72S30 -550	JAM72S30 -555	JAM72S30 -560
Rated Maximum Power(Pmax) [W]	525	530	535	540	545	550	555	560
Open Circuit Voltage(Voc) [V]	49.15	49.30	49.45	49.60	49.75	49.90	50.05	50.20
Maximum Power Voltage(Vmp) [V]	41.15	41.31	41.47	41.64	41.80	41.96	42.12	42.28
Short Circuit Current(Isc) [A]	13.65	13.72	13.79	13.86	13.93	14.00	14.07	14.14
Maximum Power Current(Imp) [A]	12.76	12.83	12.90	12.97	13.04	13.11	13.18	13.25
Module Efficiency [%]	20.3	20.5	20.7	20.9	21.1	21.3	21.5	21.7
Power Tolerance	0~+5W							
Temperature Coefficient of Isc(α <sub>Isc</sub> )	+0.045%/°C							
Temperature Coefficient of Voc(β <sub>Voc</sub> )	-0.275%/°C							
Temperature Coefficient of Pmax(γ <sub>Pmp</sub> )	-0.350%/°C							

STC Irradiance 1000W/m<sup>2</sup>, cell temperature 25°C, AM1.5G

Remark: Electrical data in this catalog do not refer to a single module and they are not part of the offer. They only serve for comparison among different module types.  
Measurement tolerance at STC: Pmax ±3 %, Voc ±2% and Isc ±4%.

## ELECTRICAL PARAMETERS AT NOCT

TYPE	JAM72S30 -525	JAM72S30 -530	JAM72S30 -535	JAM72S30 -540	JAM72S30 -545	JAM72S30 -550	JAM72S30 -555	JAM72S30 -560
Rated Max Power(Pmax) [W]	397	401	405	408	412	416	420	424
Open Circuit Voltage(Voc) [V]	46.05	46.18	46.31	46.43	46.55	46.68	46.81	46.94
Max Power Voltage(Vmp) [V]	38.36	38.57	38.78	38.99	39.20	39.43	39.66	39.89
Short Circuit Current(Isc) [A]	10.97	11.01	11.05	11.09	11.13	11.17	11.21	11.25
Max Power Current(Imp) [A]	10.35	10.39	10.43	10.47	10.51	10.55	10.59	10.63

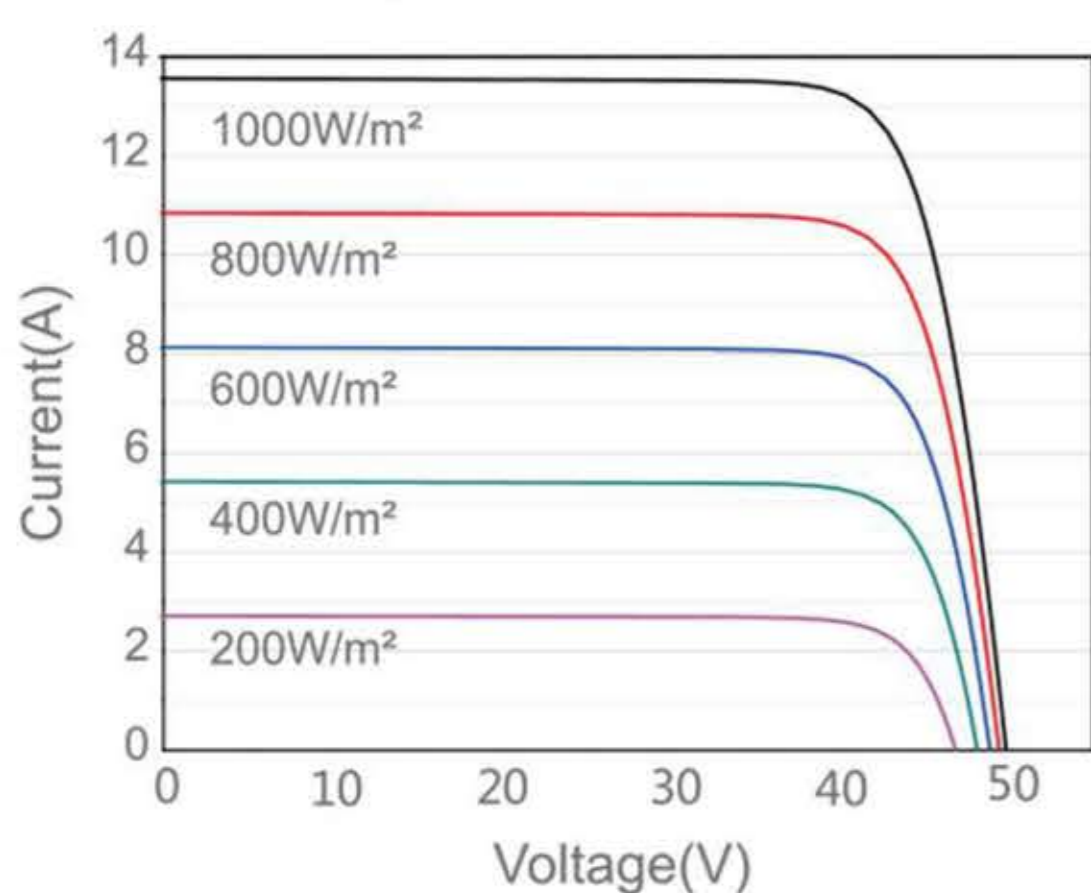
NOCT Irradiance 800W/m<sup>2</sup>, ambient temperature 20°C, wind speed 1m/s, AM1.5G

## OPERATING CONDITIONS

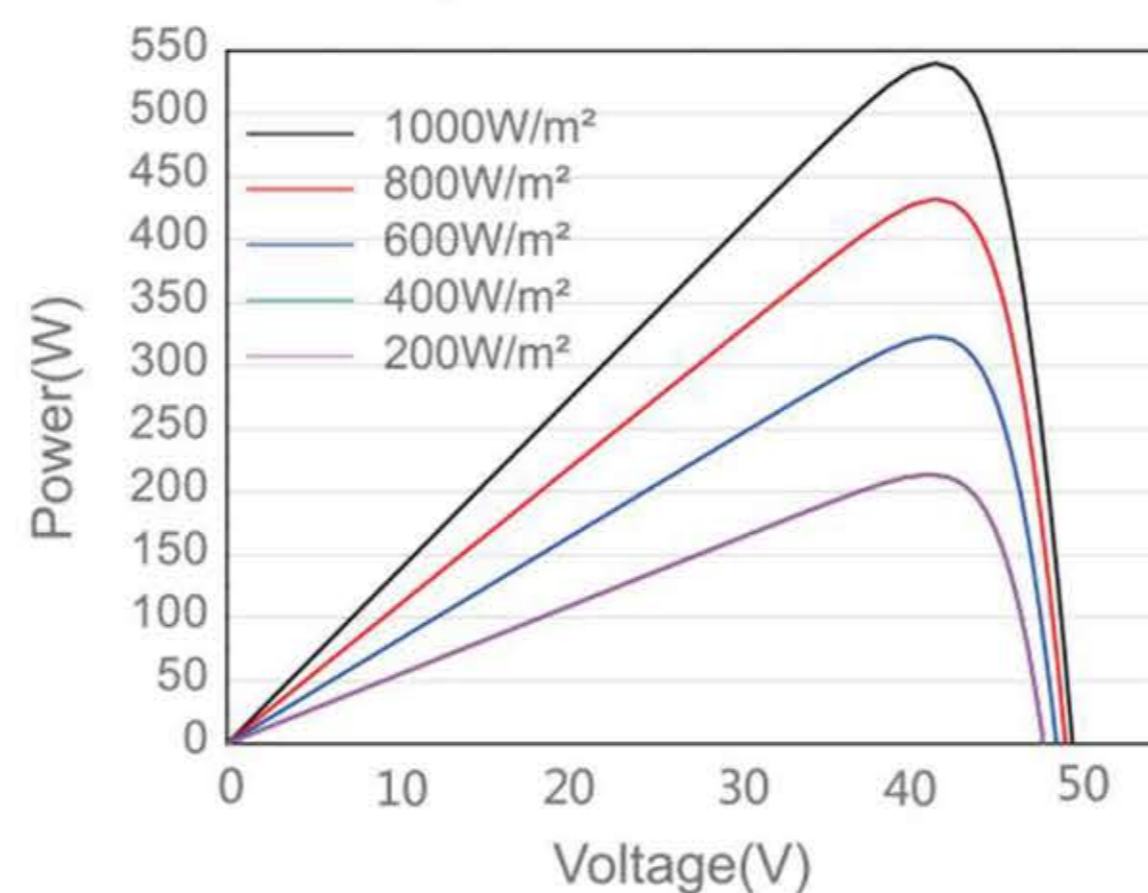
Maximum System Voltage	1000V DC (IEC)
Operating Temperature	-40 °C ~+85 °C
Maximum Series Fuse Rating	25A
Maximum Static Load, Front*	3600Pa, 1.5
Maximum Static Load, Back*	1600Pa, 1.5
NOCT	45±2 °C
Safety Class	Class II
Fire Performance	UL Type 1

## CHARACTERISTICS

Current-Voltage Curve JAM72S30-540



Power-Voltage Curve JAM72S30-540



Current-Voltage Curve JAM72S30-540

